

**Restoration Advisory Board (RAB) Meeting Agenda  
Former Naval Air Station, Brunswick, Maine  
Thursday, 6 August 2020  
Virtual**

Full attendee link: <https://tetrattech-events.webex.com/tetrattech-events/onstage/g.php?MTID=e01382c4d1ee7c88ef3cafd0ca3478c23>

Shortened link: <https://tinyurl.com/BrunswickRAB8-20>

**2:00 to 3:30**

**2:00 – 2:15 Introductions**

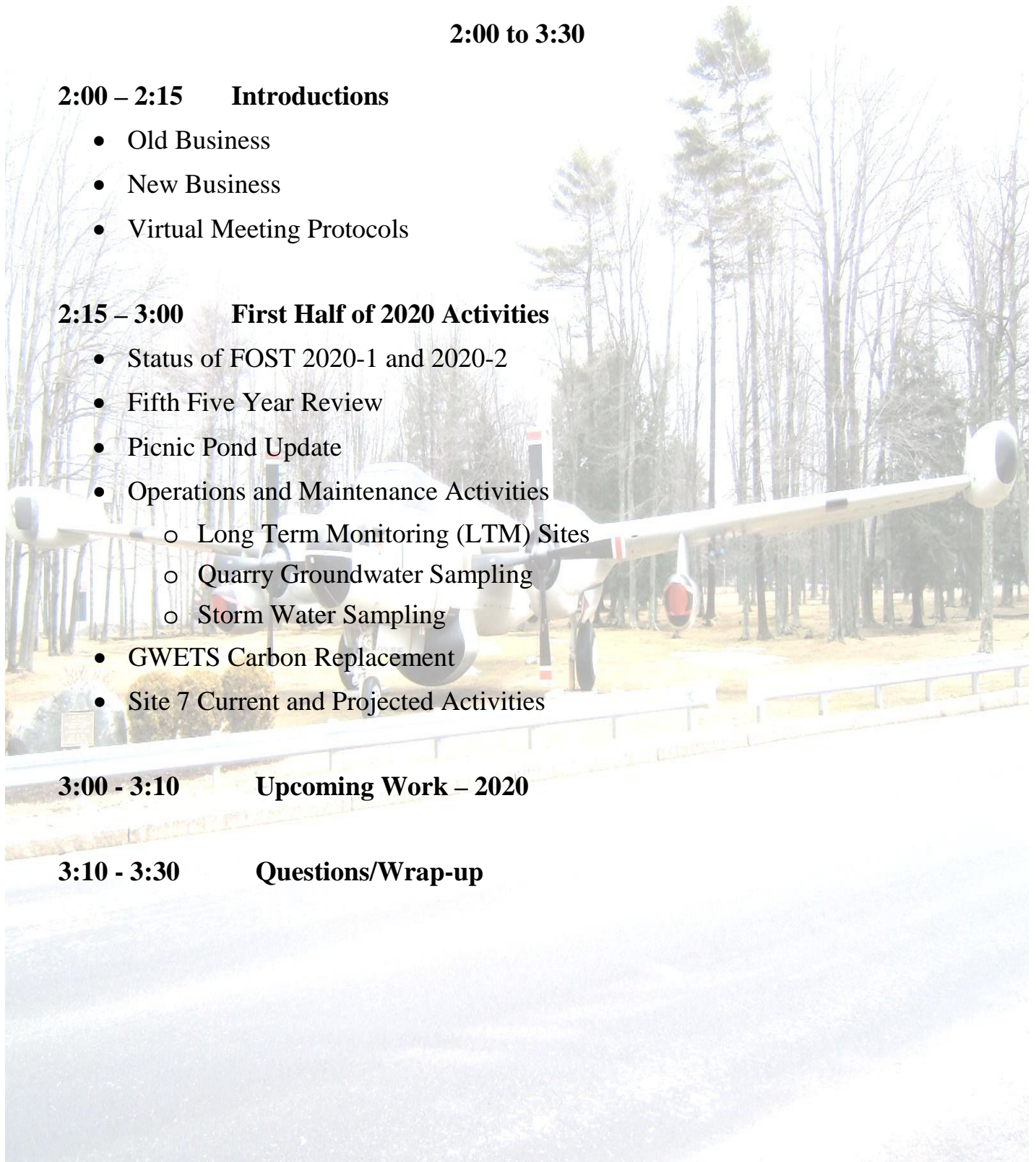
- Old Business
- New Business
- Virtual Meeting Protocols

**2:15 – 3:00 First Half of 2020 Activities**

- Status of FOST 2020-1 and 2020-2
- Fifth Five Year Review
- Picnic Pond Update
- Operations and Maintenance Activities
  - Long Term Monitoring (LTM) Sites
  - Quarry Groundwater Sampling
  - Storm Water Sampling
- GWETS Carbon Replacement
- Site 7 Current and Projected Activities

**3:00 - 3:10 Upcoming Work – 2020**

**3:10 - 3:30 Questions/Wrap-up**



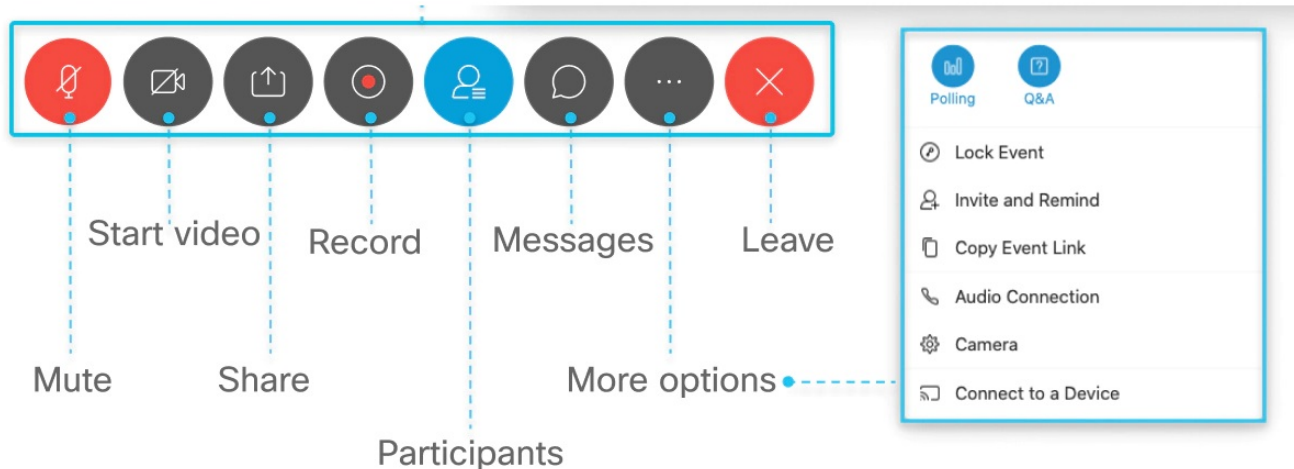
# Former Naval Air Station Brunswick Restoration Advisory Board (RAB) Meeting August 6, 2020, 2:00 PM EDT Webinar Information and Tips

## WEBINAR INFORMATION

- The RAB meeting will utilize a webinar tool known as WebEx. If you don't have WebEx on your computer or mobile device, please join the meeting early to allow time to download the application. A telephone number is provided for your convenience if you are only able to listen. The RAB meeting webinar information is as follows:

By Internet: <https://tinyurl.com/BrunswickRAB8-20>  
By Telephone: +1-408-418-9388  
Access code: 132 892 1691

- The RAB presentation will be distributed by email from Dave Barney at least three calendar days prior to the RAB meeting.
- If you aren't able to join the webinar and you would like to review a copy of the presentation, please contact Dave Barney, Navy BRAC Environmental Coordinator at 781-626-0105.
- Questions regarding the presentation may be provided three ways:
  - WebEx Question & Answer (Q&A).** If the Q&A panel isn't visible, you can access it by clicking the "More Options" button (3 white dots in a circle) in the control panel and then selecting Q&A in the menu that pops up.
  - Type your question in the Q&A box and click "Send".



### On a mobile device:

1. Click the More Options icon.
2. On Android, More Options icon is 3 vertical dots
3. On iOS, More Options icon is 3 horizontal dots
4. Select Q&A
5. Type your question in the box
6. Click Send

Another option is to raise your hand by clicking the hand icon in the bottom left of the Participants panel. If you don't see the panel, click the Participants icon in the control panel, as shown above.

Raise Hand  in the Participants panel to signal a question

**Former Naval Air Station Brunswick Restoration Advisory Board (RAB) Meeting**  
**August 6, 2020, 2:00 PM EDT**  
**Webinar Information and Tips**


**On a Phone Only:**

1. Dial \*3. The moderator will unmute your line. You will hear a beep when your line is unmuted.
2. Callers are requested to identify themselves for the record.

Do not use your phone controls to mute/unmute.

The presenters will attempt to answer as many questions as possible. Similar questions may be grouped together. All questions will have responses in the RAB minutes.

**WebEx WEBINAR TIPS**

- It is recommended that you join the webinar up to 15 minutes early. The webinar will not be active until that time. This will allow time to install or download any needed software or applications and confirm that you are able to connect to the webinar. All required software is free of charge to all participants.
- Please provide your name and contact information when joining the webinar, this will be used to note your participation in the meeting minutes.
- If you are unable to use your computer for an audio connection, you can have the system call you on the phone of your choice. Doing this will ensure that you are identified by name in the meeting and can be recognized and called on to speak during the webinar, if needed. Enter your phone number when prompted after selecting the “Call Me” option.
- If you choose to call in from your phone, before doing so, be sure to locate and enter the “Attendee ID Number” when joining by telephone. This information can be found by clicking the information button  in the top left of the WebEx meeting screen. Scroll to the bottom of the box to find the call-in number and the attendee ID information. If you are unable to use your computer for an audio connection, be sure to locate and enter the “Attendee ID Number” when joining by telephone. You can also have the WebEx system call you. Doing this will ensure that you are identified by name in the meeting and can be recognized and called on to speak during the webinar, if needed.
- While WebEx software is intended to run on all commercial internet browsers (such as Internet Explorer and Safari), WebEx recommends using Chrome or Firefox internet browsers for the best experience.
- **If you are experiencing technical difficulties, please contact WebEx by telephone at 1-866-779-3239.**

**JOINING THE MEETING**

- For more detailed information on how join a WebEx meeting from your desktop, mobile device, or phone, including instructions on how to download the application, visit the WebEx support page found [here](#).
- If you prefer not to download the application, you can run a temporary application. Instructions on how do this are found [here](#).
- An overview of WebEx Meetings features is found [here](#).